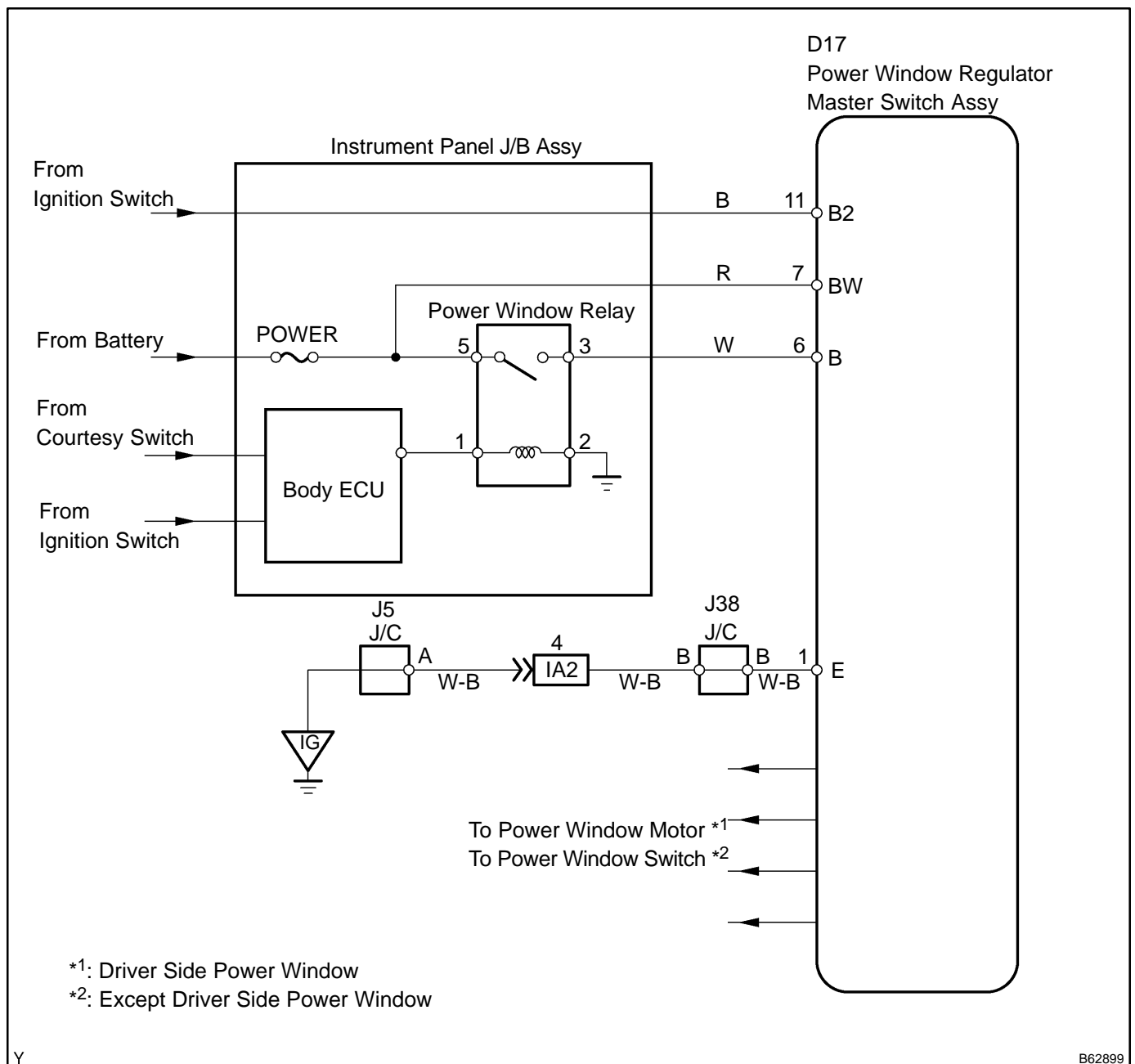


POWER WINDOWS DO NOT OPERATE AT ALL

CIRCUIT DISCRIPTION

If none of the door glasses do not operate or if the operation function after ignition switch is turned OFF does not operate, no power is supplied to the power window master switch or the power window master switch itself malfunction.

WIRING DIAGRAM



INSPECTION PROCEDURE

1 INSPECT FUSE (POWER)

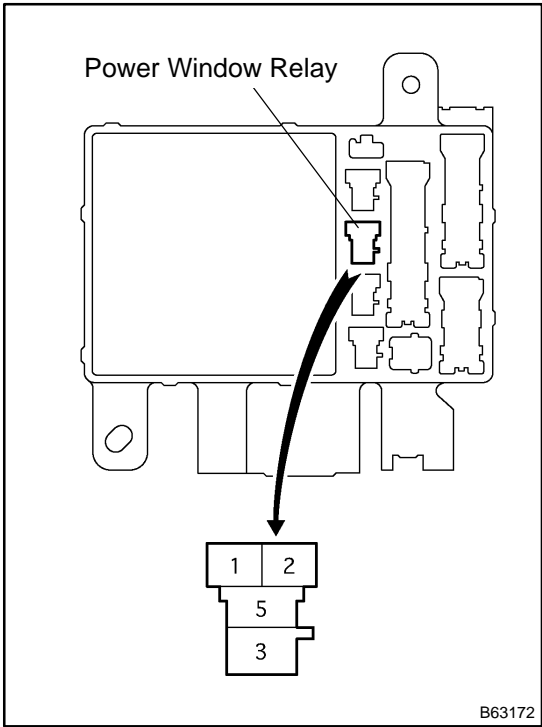
- (a) Remove the fuse from the instrument panel J/B assy.
- (b) Check the continuity.

Standard: Continuity

NG → **REPLACE FUSE**

OK

2 INSPECT INSTRUMENT PANEL JUNCTION BLOCK ASSY

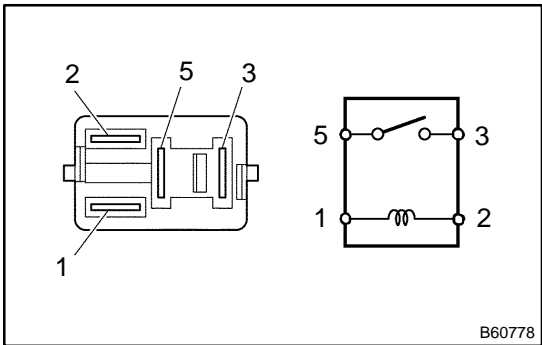


- (a) Remove the power window relay.
 - (b) Turn the ignition switch ON.
 - (c) Check the voltage between the J/B terminals 1 and 2.
- Standard: 10 - 14 V**

NG → **REPLACE INSTRUMENT PANEL JUNCTION BLOCK ASSY**

OK

3 INSPECT POWER WINDOW RELAY (POWER)



- (a) Remove the relay from the backside of the instrument panel J/B assy.
 - (b) Check the continuity.
- Standard:**

Terminal No.	Condition	Specified Condition
1 ↔ 2	Constant	Continuity
3 ↔ 5	Apply battery voltage to terminals 1 and 2	Continuity

NG → **REPLACE POWER WINDOW RELAY**

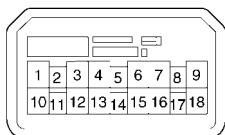
OK

4 CHECK HARNESS AND CONNECTOR (TERMINAL B2, BW OR E)**Wire Harness Side**

D17

Power Window Regulator

Master Switch Assy



B62895

- (a) Disconnect the D17 master switch connector.
- (b) Check the voltage or continuity between each terminal of the wire harness side connector and body ground.

Standard:

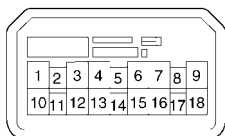
Terminal No.	Condition	Specified Condition
11 ⇔ Body ground	Ignition ON	10 - 14 V
7 ⇔ Body ground	Constant	10 - 14 V
1 ⇔ Body ground	Constant	Continuity

NG**REPAIR OR REPLACE HARNESS AND CONNECTOR****OK****5 CHECK HARNESS AND CONNECTOR (TERMINAL B)****Wire Harness Side**

D17

Power Window Regulator

Master Switch



B62895

- (a) Turn the ignition switch ON.
- (b) Check the voltage between terminal 6 of the wire harness side connector and the body ground.

Standard: 10 - 14 V**OK****REPLACE POWER WINDOW REGULATOR MASTER SWITCH ASSY****NG****REPAIR OR REPLACE HARNESS AND CONNECTOR (POWER WINDOW RELAY ⇔ MASTER SWITCH)**